

**ricoma**  
THINK BEYOND

# CHT2 SERIES

MAIN FEATURES

High Speed  
Tubular  
Multi-head  
Embroidery  
Machines



*+ With intuitive  
10.4" high definition  
true color LCD touch  
screen system*



# CHT2 SERIES

## HIGH PERFORMANCE, DURABLE EMBROIDERY MACHINES

Available in up to twelve heads, the CHT2 Series is ideal for businesses of all sizes. CHT2 models are perfect for scaling production on all types of finished garments including caps, flats, bags and plenty more.

### TECHNICAL SPECIFICATIONS

Models	Needles	Heads	Net / Gross Weight	Head Interval	EMB Area	Machine Size	LCD
CHT2-1204	12	4	650 kgs/700 kgs 1433 lbs/1543 lbs	400 mm 15.75 in	400 x 450 mm 16 x 18 in	2700 x 1230 x 1600 mm 106 x 48 x 63 in	10.4 in
CHT2-1504	15	4	650 kgs/700 kgs 1433 lbs/1543 lbs	400 mm 15.75 in	400 x 450 mm 16 x 18 in	2700 x 1230 x 1600 mm 106 x 48 x 63 in	10.4 in
CHT2-1206	12	6	760 kgs/850 kgs 1676 lbs/1874 lbs	400 mm 15.75 in	400 x 450 mm 16 x 18 in	3500 x 1230 x 1600 mm 138 x 48 x 63 in	10.4 in
CHT2-1506	15	6	760 kgs/850 kgs 1676 lbs/1874 lbs	400 mm 15.75 in	400 x 450 mm 16 x 18 in	3500 x 1230 x 1600 mm 138 x 48 x 63 in	10.4 in
CHT2-1208	12	8	1000 kgs/1120 kgs 2205 lbs/2470 lbs	400 mm 15.75 in	400 x 450 mm 16 x 18 in	4300 x 1230 x 1650 mm 169 x 48 x 65 in	10.4 in
CHT2-1508	15	8	1000 kgs/1120 kgs 2205 lbs/2470 lbs	400 mm 15.75 in	400 x 450 mm 16 x 18 in	4300 x 1230 x 1650 mm 169 x 48 x 65 in	10.4 in
CHS2-1212	12	12	1500 kgs/1700 kgs 3307 lbs/3748 lbs	400 mm 15.75 in	400 x 450 mm 16 x 18 in	5960 x 1230 x 1650 mm 235 x 48 x 65 in	10.4 in
CHS2-1512	15	12	1500 kgs/1700 kgs 3307 lbs/3748 lbs	400 mm 15.75 in	400 x 450 mm 16 x 18 in	5960 x 1230 x 1650 mm 235 x 48 x 65 in	10.4 in

\*Optional wide model embroidery area: 500mm x 450mm [20" x 18"]

CHS2 Series runs on servo system



Suitable for  
embroidery on  
flats, caps, finished  
garments and more.


## Main features

- Double beam design to reinforce machine stability and reduce vibration
- Double belt system allows for higher torque, less noise and easier maintenance
- Reinforced square guide rails allow for higher impact resistance and durability
- Leveling feet pre-mounted in the factory for easy transportation and installation
- Double lighting system for better visibility
- Suitable for embroidery on flats, caps, finished garments and more
- Perfect for established and growing embroidery businesses
- 10.4-inch HD LCD touch-screen panel
- Maximum embroidery area: 400 mm x 450 mm [16" x 18"]
- Optional wide model with embroidery area of 500 mm x 450 mm [20" x 18"]
- Newly developed small sewing arm for high-quality embroidery on caps and small items
- Heavy duty steel stand with wheels to ensure stability and mobility
- Maximum speed: 1,000 stitches per minute
- Memory capacity: 50 million stitches or 200 designs
- 270° wide angle cap system
- Environmentally friendly packaging
- USB input
- Servo motor 150 W – lowest power consumption in the industry!
- Built-in universal power supply 110V/60Hz and 200V/50Hz (self-adaptable worldwide)
- DC36V micro-step motor for X & Y axis driving to ensure low noise and less vibration
- Emergency stop button
- Automatic thread trimmer
- Thread break detection
- Easily apply appliqué, sequin, boring or cording
- Recessed USB port to protect USB flash drive
- Machine reads multiple design formats, such as DST, DSB and more
- New embroidery frame positioning board makes changing embroidery frames easier
- Slim machine width allows for easy entry through standard sized doors
- Multiple hoop sizes for a variety of embroidery needs
- Automatic memory retention
- Optional laser tracing device available

# High Definition True Color 10.4" LCD

## USER-FRIENDLY INTERFACE FOR EFFICIENT OPERATION


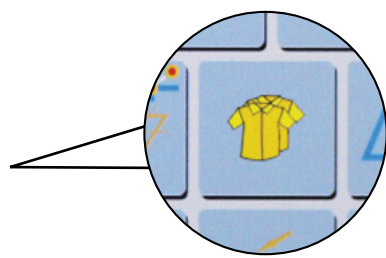
The intuitive High Definition True Color 10.4" LCD displays a clean interface with easy one-step commands for simple operation and a pleasant user experience.



PRESET HOOPS




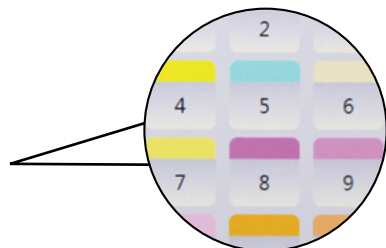
PRODUCTION REPORTS



ON-BOARD LETTERING



EASY COLOR SELECTION



ONE-STEP TRACING



EASY DESIGN SELECTION

- User-friendly interface
- Easy to operate
- New ergonomic touch screen allows for easy and comfortable operation with right-hand thumb
- Preset hoop parameters designed to avoid hitting hoops
- Adjustable control panel positioning for better visibility and comfort
- One-step tracing button on home screen
- Automatic color change
- Built-in 172° and 196° keys for easy machine maintenance
- Frame offset and frame outlining available for easy appliqué embroidery
- External 100° button and trimming button
- Multiple languages: English, Chinese, Spanish, Portuguese, Turkish, Dutch, French, German, Russian, Vietnamese, Thai, Arabic and more

# Startup package


## EQUIPPED WITH ALL THE ATTACHMENTS TO GET STARTED RIGHT AWAY

The CHT2 Series is ideal for embroidery on caps, bags, denim, finished garments and plenty more. Available in one and two heads, the CHT2 Series is perfect for both startups and businesses looking to expand their production.



HIGH DEFINITION TRUE COLOR 10.4" LCD TOUCH SCREEN + PANEL

The modern touch screen interface and ergonomic panel allow for a user-friendly experience.



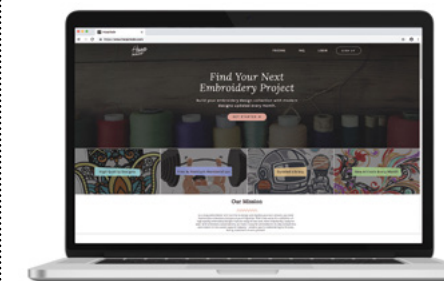
CHROMA SOFTWARE

Chroma, Ricoma's new proprietary software, is designed to allow both the novice and experienced digitizer to create even the most intricate designs with ease and speed.



AMANN STARTER KIT

Each starter kit comes with 20 spools of 100% polyester thread, two spools of metallic thread, a 144-piece box of pre-wound bobbins, two needles and four types of backing. \*Items may vary.



THREE-MONTH SUBSCRIPTION TO HOOPMADE

You will get the highest tier subscription, which includes access to premium designs in multiple sizes, cap designs, 3D puff designs, and patch designs.



TRAINING AND SUPPORT


Ricoma provides free hands-on training with the purchase of any embroidery machine. Our customer support is available 7 days a week and after hours.

\*The above-mentioned items are included in the startup package only when purchased directly from our U.S. Headquarters - Ricoma International Corporation.

# Optional add-ons


BROADEN YOUR POSSIBILITIES WITH THESE AFFORDABLE AND EASY-TO-USE ADD-ONS!

These attachments make hooping and adding embroidery effects a breeze. Embellish your designs with sequins, boring or cording; or use specialty hoops for all embroidery needs.



## SEQUIN DEVICE

Attach the optional sequin device to your embroidery machine for a pop of sparkle to your embroidery and a quick and easy fill.




## BORING DEVICE

This device punctures holes into embroidered designs and encloses the raw edges with stitches to create a beautiful effect within minutes.




## CORDING DEVICE

Easily create an embroidery effect with the cording device, which lays cord on fabric and attaches the cord with transparent zigzag stitches.




## 8-IN-1 DEVICE

Designed for non-hoopable, difficult items such as shirt pockets, socks, backs of caps, shirt sleeves, collar tips and more.



## ROBOT FRAME

Embroider on difficult-to-embroider and unusually shaped items such as bags, pockets, shoes and purses with the robot frame.




## BELT HOOP

With an 8-inch x 4-inch embroidery area, the belt hoop allows ample room for embroidery on belts and straps.




## MIGHTY HOOP

With a wide variety of hoop sizes to choose from, these magnetic hoops make it quick and easy to hoop.



## HOOPMASTER

The easiest to use embroidery hooping aid on the market, the HoopMaster is custom-made for your hoops, so there is no hardware to adjust.



## LASER DEVICE

With this easy-to-install tracing tool, there's no more hitting hoops — just simply watch the laser pointer trace the design in seconds.

# Hoops and cap attachments included

10 HOOPS ( 2 OF EACH SIZE, 5 SIZES TOTAL) PER HEAD + SASH FRAME

The CHT2 Series is ideal for embroidery on caps, bags, denim, finished garments and plenty more. Each machine includes a sash frame and a variety of hoop sizes for embroidery on small, medium and large items.

Model	CHT2-1204	CHT2-1504	CHT2-1206	CHT2-1506	CHT2-1208	CHT2-1508	CHS2-1212	CHS2-1512
Hoop A	8	8	12	12	16	16	24	24
Hoop B	8	8	12	12	16	16	24	24
Hoop C	8	8	12	12	16	16	24	24
Hoop D	8	8	12	12	16	16	24	24
Hoop E	8	8	12	12	16	16	24	24
Hoop-w	*wide	*wide	*wide	*wide	*wide	*wide	*wide	*wide
Sash frame	1	1	1	1	1	1	1	1



Hoop A  
90 mm round  
(9 cm, 3.5")



Hoop B  
120 mm round  
(12 cm, 4.7")



Hoop C  
150 mm round  
(15 cm, 5.9")




Hoop D  
200 mm round  
(20 cm, 7.9")



Hoop E  
290 mm square  
(29 cm, 12")



Hoop-w  
\*Available with wide models  
400 mm square  
(40 cm, 15.75")



Sash frame  
Size varies by machine

Model	CHT2-1204	CHT2-1504	CHT2-1206	CHT2-1506	CHT2-1208	CHT2-1508	CHS2-1212	CHS2-1512
Cap rings	8	8	12	12	16	16	24	24
Hoop station	1	1	1	1	1	1	1	1
Cap driver	4	4	6	6	8	8	12	12



CAP RING



HOOP STATION



CAP DRIVER

# Scale your production

STARTUPS CAN RAMP UP THEIR BUSINESSES WITH THE CHT2 FOUR-HEAD AND SIX-HEAD.

CHT2 4-HEAD




CHT2 6-HEAD



# Available in up to 12 heads!

ESTABLISHED BUSINESSES CAN SCALE THEIR PRODUCTION WITH THE CHT2 EIGHT-HEAD AND CHS2 TWELVE-HEAD.

CHT2 8-HEAD



*Servo motor for X and Y axis provides more accuracy and stability.*

CHS2 12-HEAD





THINK BEYOND

[www.ricoma.com](http://www.ricoma.com)



[facebook.com/ricoma.us](https://facebook.com/ricoma.us)



[youtube.com/ricomamiami](https://youtube.com/ricomamiami)



[pinterest.com/ricomahq](https://pinterest.com/ricomahq)



[instagram.com/ricomahq](https://instagram.com/ricomahq)



[twitter.com/ricomahq](https://twitter.com/ricomahq)

**Ricoma Headquarters in USA**

**Ricoma International Corporation**

11555 NW 124 Street, Medley, FL 33178, USA

TEL: (305) 418-4421 | FAX: (305) 418-5036

Toll Free: 1-888-292-6282

Website: [www.ricoma.com](http://www.ricoma.com) | Email: [info@ricoma.com](mailto:info@ricoma.com)

**Ricoma Factory in China**

**Ricoma (Shenzhen) Co., Ltd.**

Baochangli Industrial Park, Jinlong Road 3,

Shenzhen, P.R. China (Post: 518118)

TEL: 400-900-2939 | 0755-25857772-8630 | FAX: +86-755-2585-7773

Website: [www.ricoma.com.cn](http://www.ricoma.com.cn) | Email: [rcm@ricoma.cn](mailto:rcm@ricoma.cn)